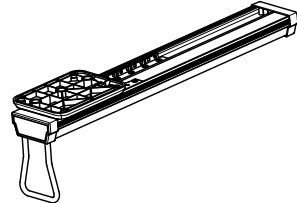





Assembly Instruction

1 Component List:

A	B	C	D
1 PCS	1 PCS	4 PCS	3 PCS
			

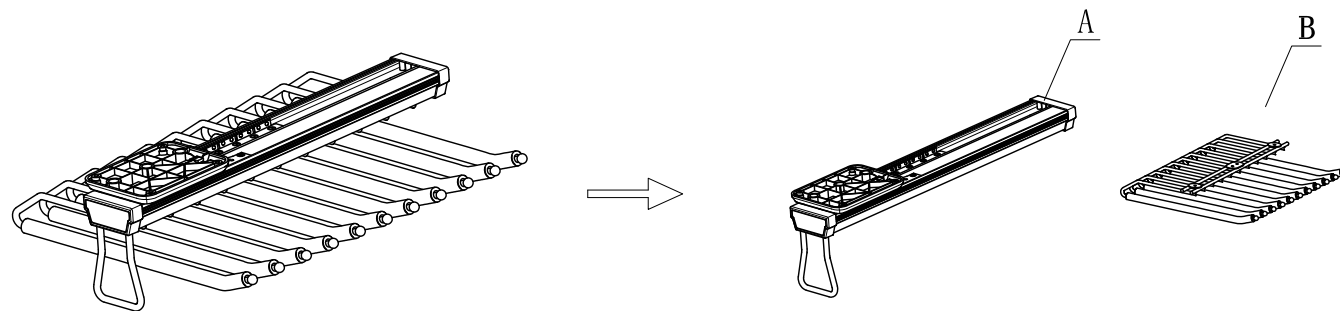
2 Specification & applicable cabinet width:

specification (W*D*H) mm

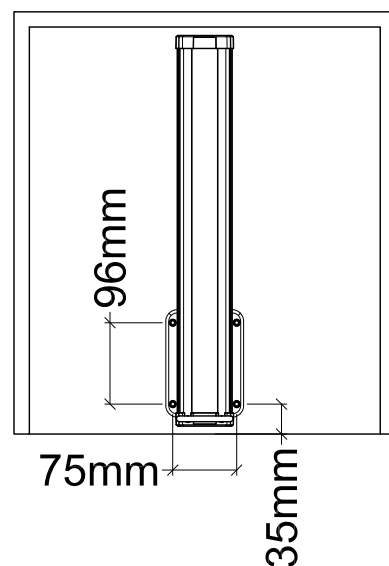
335x460x126

3 Assembly steps:

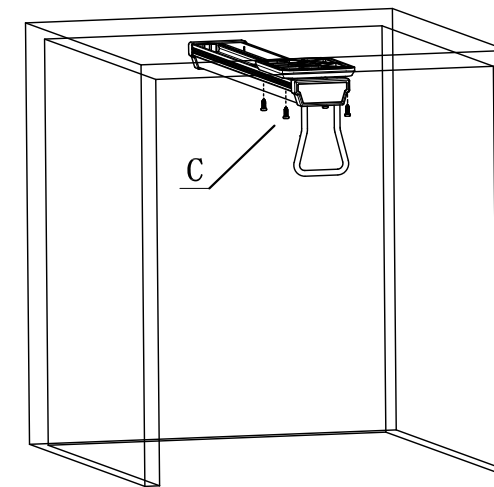
(1) For better fixing the slides onto upper board, may disassemble the rack B firstly



(2) screw holes size on the upper board



(3) fix slides onto the upper board



(4) fasten the rack onto slides with screw

